

Global Settings →

General Settings => User Interface tab

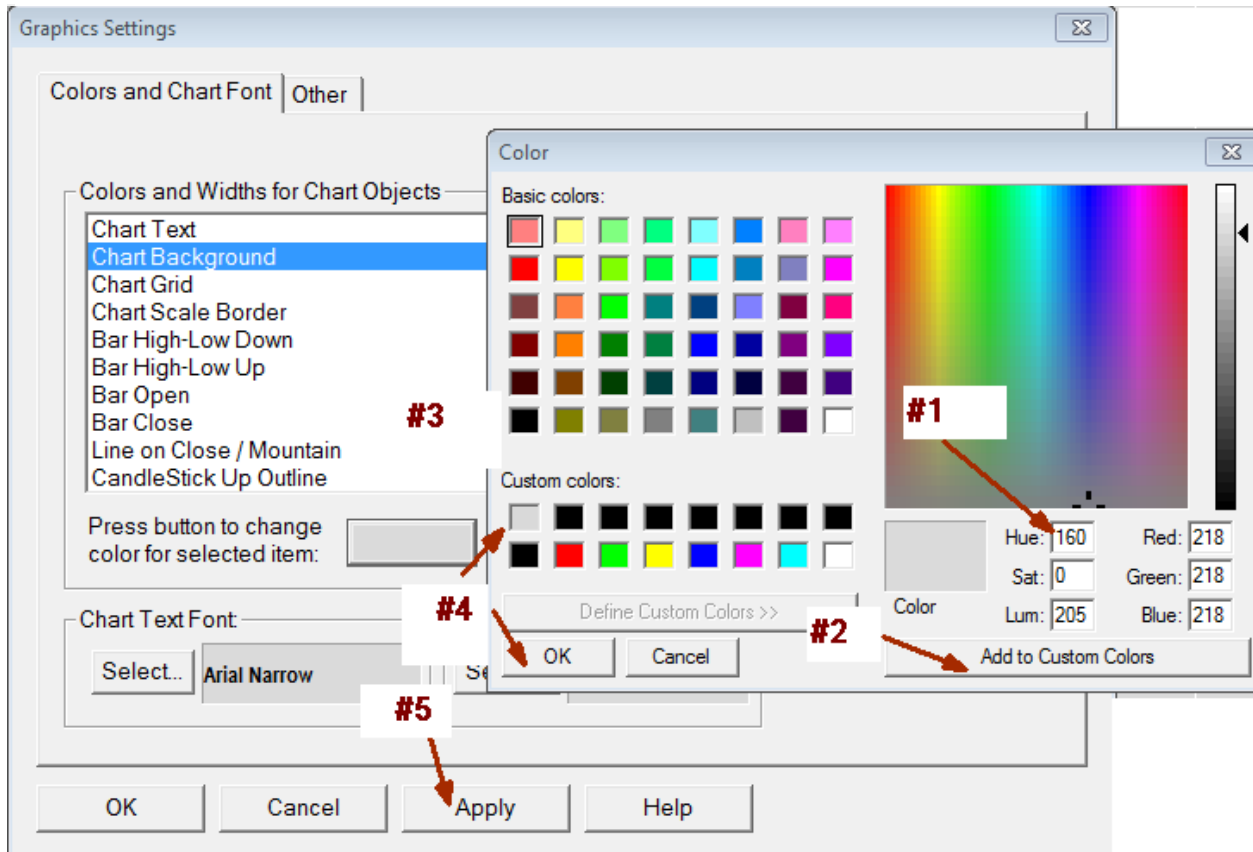
The screenshot shows the 'General Settings' dialog box with the 'User Interface' tab selected. The 'Tabs' section is highlighted with a light blue border. It contains the following settings:

- Show Chartbook Tabs
- Place Chartbooks Tabs At:
- Show MDI Window Tabs
- Place MDI Tabs At:
- Scroll Multiplier:
- Language:

The right side of the dialog box contains a list of checkboxes for various user interface options:

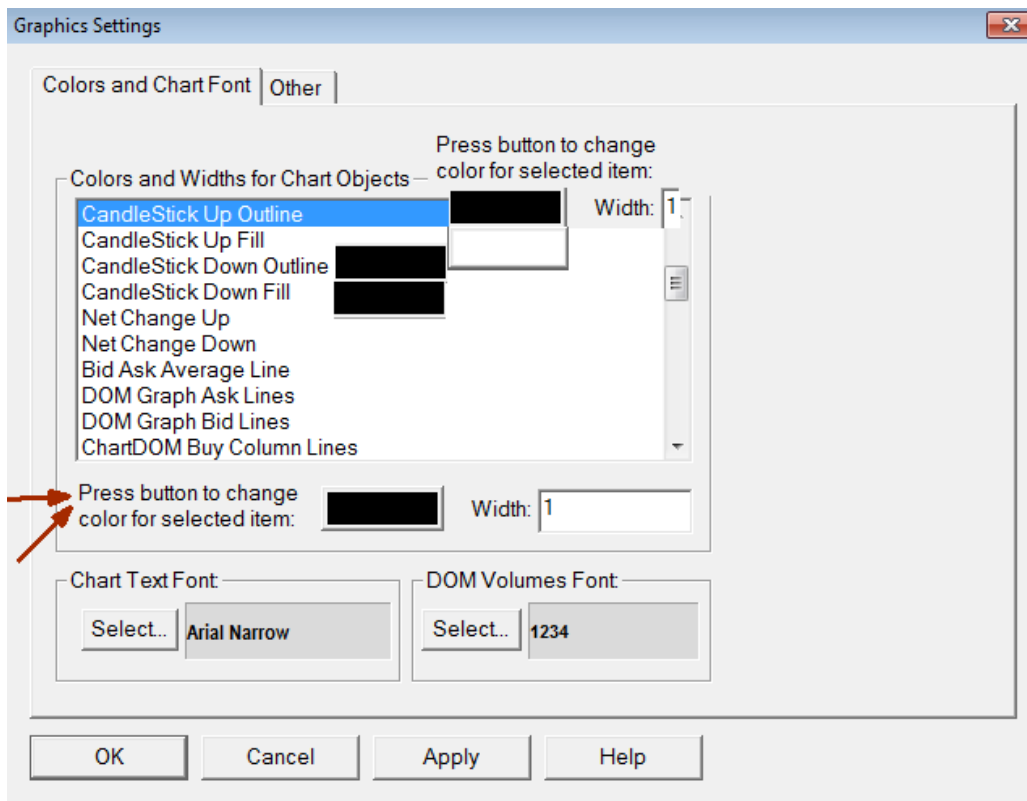
- Allow Horizontal Scrolling with Scroll Wheel
- Show Title Bar On Charts
- Show Scroll Bar On Charts
- Hide Study Inputs On Charts
- Display Save All option on exit
- Display Fractions In Short Format
- Show Alerts Log On Study Alert
- Show On-Chart Status Messages
- Enable Workspace Scrolling
- Support Symbol Entry from Chart Window
- Print Only In Black And White
- Display Chart Timeframe On Tabs When Title Bar Name Is Used

Graphics Settings



Graphics Settings

Candlesticks Colors and Width



Global Settings => Symbols => Intraday tab

Intraday Chart Trading Sessions:

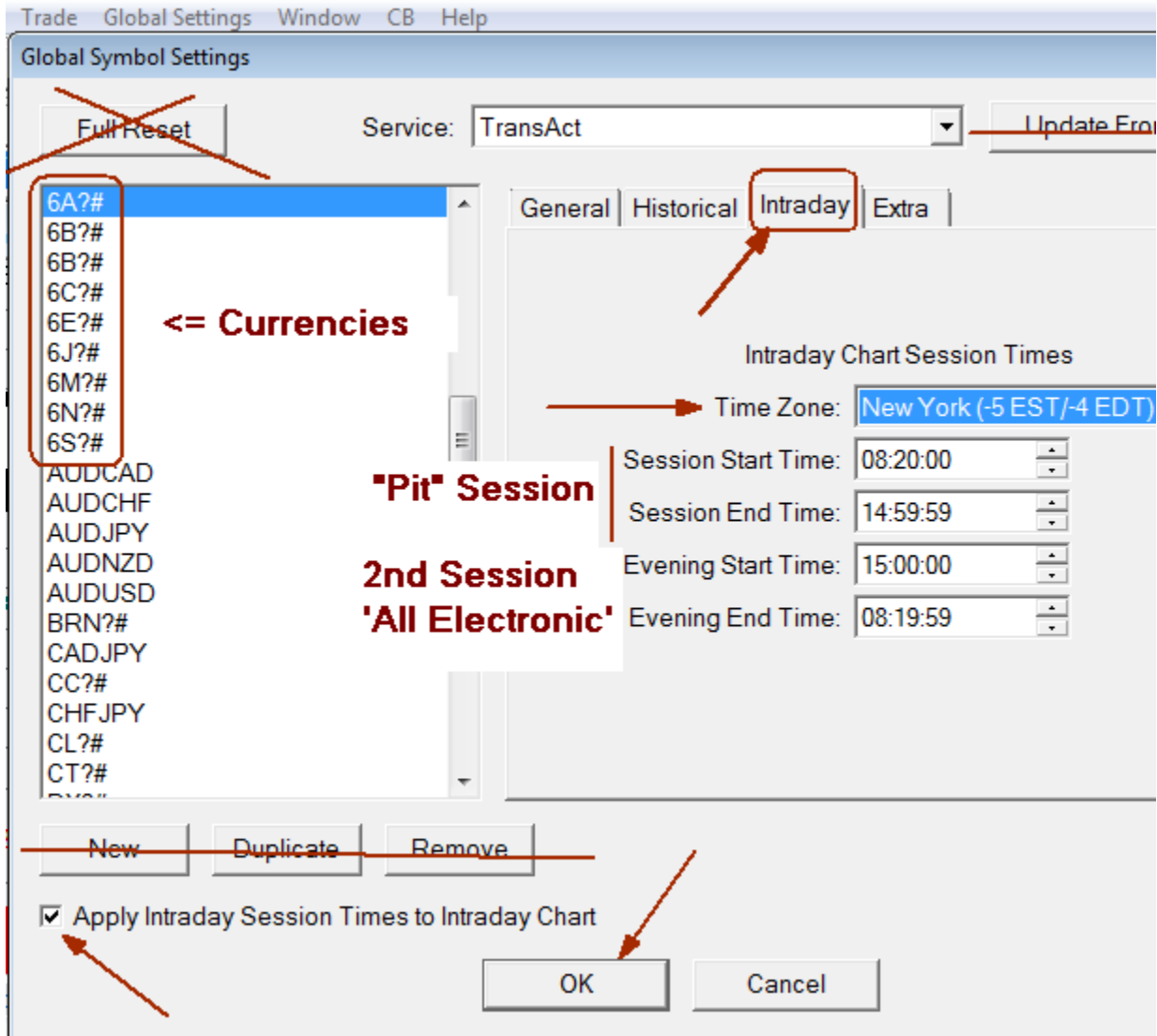
SessionStart – SessionEnd Times trade BOTH “Electronic and “Open Outcry”, aka “Pit Session”

BOTH "Open Outcry" aka "Pit" and Electronic Trading

2nd Session "All Electronic"

Intraday Chart Session Times	
Time Zone:	New York (-5 EST/-4 EDT)
Session Start Time:	08:20:00
Session End Time:	14:59:59
Evening Start Time:	15:00:00
Evening End Time:	08:19:59

CME Currency Futures



CME Equity Index Futures

Historical **Intraday** Extra

Equity Index Futures CME

Intraday Chart Session Times

Time Zone: New York (-5 EST/-4 EDT)

Session Start Time: 09:30:00

Session End Time: 16:14:59

Evening Start Time: 16:30:00

Evening End Time: 09:29:59

EMD
ES
NQ
YM

ICE mini-Russell2000 Index Futures

Historical Intraday Extra

TF - Russell2000: ICE

Intraday Chart Session Times

Time Zone: New York (-5 EST/-4 EDT)

Session Start Time: 09:30:00

Session End Time: 17:59:59

Evening Start Time: 20:00:00

Evening End Time: 09:29:59

CBOT - Treasury Interest Rate Futures

Historical **Intraday** Extra

Interest Rate Futures CBOT

Intraday Chart Session Times

Time Zone: New York (-5 EST/-4 EDT)

Session Start Time: 08:20:00

Session End Time: 14:59:59

Evening Start Time: 15:00:00

Evening End Time: 08:19:59

ZB - 30 yrs
ZN - 10 yrs
ZF - 5 yrs

CBOT - Grains Rate Futures

Historical **Intraday** Extra

Grain Markets

Intraday Chart Session Times

Time Zone: New York (-5 EST/-4 EDT)

Session Start Time: 10:30:00

Session End Time: 14:14:59

Evening Start Time: 19:00:00

Evening End Time: 08:14:59

ZC - Corn
ZS - Soybeans
ZW - Wheat

NYMEX - Energy Futures

General | Historical | **Intraday** | Extra

Energy Complex NYMEX

Intraday Chart Session Times

Time Zone: New York (-5 EST/-4 EDT)

Session Start Time: 09:00:00

Session End Time: 14:29:59

Evening Start Time: 14:30:00

Evening End Time: 08:59:59

***Pit* & electronic**

CL - CrudeOil

QM-

miniCrude

NG - Natural Gas

electronic Only

COMEX - Metal Futures

General | Historical | **Intraday** | Extra

Metals Complex - COMEX/CME Goup

Intraday Chart Session Times

Time Zone: New York (-5 EST/-4 EDT)

Session Start Time: 08:20:00

Session End Time: 13:29:59

Evening Start Time: 18:00:00

Evening End Time: 17:14:59

Both Electronic and Pit Trading

GC - Gold

SI - Silver

All Electronic Trading